



**AMPERITE CO.**  
 (201) 864-9503 • (800) 752-2329 • Fax: (201) 864-3955  
 E-Mail: info@amperite.com • Web site: www.amperite.com

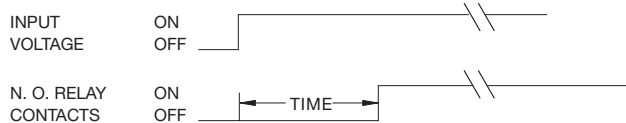


**SWRDC Series Time Delay Relay**

- M36 DIN Rail Mounting 22.5 MM Wide
- Solid State CMOS Digital Circuitry
- Delay on Operate Timing Mode
- SPDT Isolated 8 Amp Relay Contacts
- Rotary Switch Course Time Setting plus Fine Time Adjustment Potentiometer
- 16 Overlapping Timing Ranges from .1 Seconds to 120 Minutes
- 2 LED Indicators; Power On and Output Relay Energized

**TIMING MODE:**

Delay on operate timing cycle begins upon application of input power. The relay contacts transfer at the end of the delay period and will remain transferred until input voltage is removed. Reset occurs when input voltage is removed.



**CONTACT INFORMATION:**

Arrangement: 1 Form C ( SPDT )  
 Contact Material: Gold Plated Silver Alloy  
 Rating (Resistive): 8A 250VAC, 8A 30VDC  
 Max. Switching Power: 2000VA, 240 W, 0.5 HP 250VAC  
 Expected Life @ 25°C: 10 Million Mechanical Operations  
 100,000 Electrical

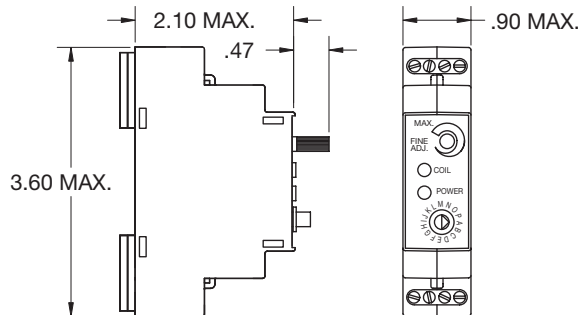
**ENVIRONMENTAL INFORMATION:**

Temperature Range: -40°C to +85°C ( -40°F to 185°F )

**MECHANICAL INFORMATION:**

Termination: 8 Wire Receptacle Type Screw Terminals, 14-26 AWG  
 Enclosure Type: M36 DIN Rail 22.5 MM Wide Package  
 Enclosure Material: Grey Lexan (RAL 7035), UL94-V0  
 Weight: 2.5 oz ( 72g ) approx.

**OUTLINE DIMENSIONS:**



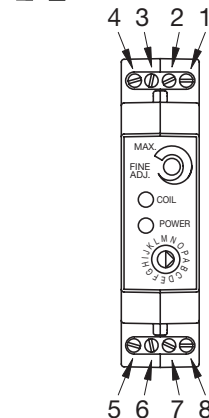
**TIMING SPECIFICATIONS:**

The SWRDC has 16 overlapping timing ranges covering 0.10 secs. to 120 minutes. Timing is user selectable by means of a 16 position rotary switch and potentiometer allowing the time delay within the range to be set precisely.

**TIMING ADJUSTMENTS:**

Timing Range	Measure	Switch Position
0.10 - 0.25	Seconds	A
0.20 - 0.50	Seconds	B
0.30 - 1.0	Seconds	C
0.50 - 2.0	Seconds	D
1.0 - 4.0	Seconds	E
2.0 - 8.0	Seconds	F
4.0 - 15	Seconds	G
8.0 - 30	Seconds	H
15 - 60	Seconds	I
30 - 120	Seconds	J
1.0 - 4.0	Minutes	K
2.0 - 8.0	Minutes	L
4.0 - 15	Minutes	M
8.0 - 30	Minutes	N
15 - 60	Minutes	O
30 - 120	Minutes	P

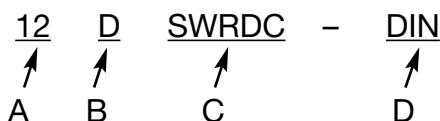
**WIRING DIAGRAM:**



Terminal	Description
1	Positive DC Input
2	Ground
3	Open
4	Open
5	Open
6	Common
7	Normally Closed
8	Normally Open

**Ordering Information:**

Definition of a part number for the Amperite SWRDC Series Time Delay Relay.  
 Example:



- A: Denotes nominal input voltage. Voltages available: 12V DC and 24V DC. **Custom voltages: Consult factory.**
- B: Denotes current type: D = DC, direct current.
- C: Denotes SPDT (1 Form C) 8 ampere CMOS delay on operate SWRDC Series Time Delay with rotary range selector with built in potentiometer.
- D: Indicates DIN Rail M36 22.5 MM wide enclosure.